

Macroecology of parental care in arthropods: higher mortality risk leads to higher benefits of offspring protection in tropical climates

Eduardo S. A. Santos^{1,2,*}, Pedro P. Bueno¹, James D. J. Gilbert³ and Glauco Machado¹

¹*LAGE do Departamento de Ecologia, Instituto de Biociências, Universidade de São Paulo, Rua do Matão, travessa 14, n° 101, Cid. Universitária, 05508-090, São Paulo, Brazil*

²*BECO do Departamento de Zoologia, Instituto de Biociências, Universidade de São Paulo, Rua do Matão, travessa 14, n° 101, Cid. Universitária, 05508-090, São Paulo, Brazil*

³*School of Environmental Sciences, University of Hull, Hull, HU6 7RX, U.K.*

ABSTRACT

The intensity of biotic interactions varies around the world, in such a way that mortality risk imposed by natural enemies is usually higher in the tropics. A major role of offspring attendance is protection against natural enemies, so the benefits of this behaviour should be higher in tropical regions. We tested this macroecological prediction with a meta-regression of field experiments in which the mortality of guarded and unguarded broods was compared in arthropods. Mortality of unguarded broods was higher, and parental care was more beneficial, in warmer, less seasonal environments. Moreover, in these same environments, additional lines of defence further reduced offspring mortality, implying that offspring attendance alone is not enough to deter natural enemies in tropical regions. These results help to explain the high frequency of parental care among tropical species and how biotic interactions influence the occurrence of parental care over large geographic scales. Finally, our findings reveal that additional lines of defences – an oftentimes neglected component of parental care – have an important effect on the covariation between the benefits of parental care and the climate-mediated mortality risk imposed by natural enemies.

Key words: abiotic factors, biotic interactions, evapotranspiration, egg attendance, egg coating, meta-regression, nest, parasitism, parental removal, predation.

CONTENTS

I. Introduction	2
II. Methods	4
(1) Data collection and inclusion criteria	4
(2) Data coding and effect size calculation	4
(3) Statistical analysis	5
III. Results	6
(1) Environmental effect on overall probability of brood survival	6
(2) Environmental effect on intensity of brood mortality	6
(3) Sources of offspring mortality	6
(4) Publication bias	6
IV. Discussion	6
V. Conclusions	10
VI. Acknowledgements	10
VII. References	11
VIII. Supporting Information	14

* Address for correspondence (Tel: +55 (11) 3091-0989; E-mail: eduardo.sa.santos@ib.usp.br; e.salves@gmail.com)

I. INTRODUCTION

Forms of post-ovipositional parental care are incredibly diverse in animals, ranging from egg attendance to extended care after nutritional independence of the offspring (Smiseth, Kölliker & Royle, 2012). Among ectotherms, the most widespread form of post-ovipositional care is offspring attendance (Crump, 1995; Trumbo, 2012), which occurs when one or both parents remain with their offspring after hatching at a fixed location or escort the young as they move around (Smiseth *et al.*, 2012). As with any other form of parental care, offspring attendance is favoured when the fitness benefits to the parents outweigh the costs associated with care in terms of parental survival and future residual reproduction (Trivers, 1972; Klug, Alonzo & Bonsall, 2012; Klug & Bonsall, 2014). Empirical studies show that offspring attendance is indeed beneficial when it improves offspring survival due to reduced risk of dehydration (e.g. arthropods: Smith, 1997; Gilbert, 2014; frogs: Delia, Ramírez-Bautista & Summers, 2013; Poo & Bickford, 2013) or increased egg oxygenation (e.g. arthropods: Munguía-Steyer, Favila & Macías-Ordóñez, 2008; fish: Green, 2004). Moreover, extensive experimental evidence indicates that the absence of the parent condemns the offspring to death, mostly due to predator and parasitoid attacks as well as fungal infection (see examples in Clutton-Brock, 1991; Royle, Smiseth & Kölliker, 2012).

In several species, however, active parental protection is not sufficient to deter all natural enemies that may attack the offspring (e.g. Eberhard, 1975; Kudo, 1996; Kudo & Ishibashi, 1996; Miller, Rudolph & Zink, 2011; Consolmagno *et al.*, 2016). Additionally, stressful abiotic conditions may constrain egg attendance to only some periods of the day, exposing the offspring to long periods of parental absence (Machado *et al.*, 2004; Chelini & Machado, 2012; Consolmagno *et al.*, 2016). In some arthropod species, additional lines of defence may protect the offspring by either hampering brood detection by predators and parasitoids or by decreasing consumption rates during periods of temporary parental abandonment. Examples of additional defences include: nest building in earwigs and spiders (e.g. Lamb, 1976; Evans, 1998; Kölliker & Vancassel, 2007; Fig. 1); deposition of silk layers around the eggs in spiders and mites (e.g. Mori, Saito & Sakagami, 1999; Vieira & Romero, 2008; Gonzaga & Leiner, 2013; Fig. 1); egg coating with mucus in harvestmen (e.g. Requena *et al.*, 2009; Chelini & Machado, 2014; Fig. 1); egg covering with debris and silk in web-spinners (e.g. Edgerly, 1987); egg coating with offensive chemicals or hard protective membranes in leaf beetles (e.g. Chaboo, 2011); and defensive mutualism with ants in tree hoppers (Del-Claro & Oliveira, 2000; Billick, Weidmann & Reithel, 2001; Fig. 1). In most studies mentioned above, additional defences have been experimentally demonstrated to improve offspring protection, decreasing mortality rates even in the absence of the parents.

Wilson (1975) postulated that intense predation on eggs by conspecifics and ants, as well as the high risk of fungal

infection in tropical rainforests, might have been major forces selecting for the evolution of parental care in arthropods. Although this hypothesis does not explain why offspring attendance has evolved in some species and not in others, it brings some insights into how the benefits of offspring attendance vary across broad geographic scales. Wilson's (1975) hypothesis is based on the assumption that the intensity of predation and fungal infection is higher in tropical than in extra-tropical areas. Indeed, theoretical studies based on mathematical modelling suggest that an increase in temperature and humidity promotes higher movement rates, resulting in more frequent and diverse biotic interactions (Moya-Laraño, 2010). Moreover, experimental evidence shows that activity and metabolic rates of several predatory arthropods increase with temperature, promoting an increase in encounter and consumption rates (Huey & Kingsolver, 1989; Gilbert & Raworth, 1996; Mohaghegh, De Clercq & Tirry, 2001; Kruse, Toft & Sunderland, 2008), which suggests that predation pressure may be more intense in warm climates. Finally, Schemske *et al.* (2009) reviewed the existence of latitudinal gradients in the importance of biotic interactions and showed that insect predation by ants and crop diseases caused by fungi and viruses are more frequent at lower latitudes.

Considering that temperature and rainfall have an important role in modulating the intensity of predation and parasitism, one macroecological prediction arising from Wilson's (1975) hypothesis is that the benefits of offspring attendance should be higher in warm and humid than in cold and dry climates, because in the former the offspring are under more intense threat from natural enemies. Our goal was to test this prediction using a powerful statistical approach, a phylogenetic meta-regression. Specifically, we only used studies of experimental removal of parental individuals (males or females) from their broods, conducted under natural field conditions, for arthropod species exhibiting uniparental offspring attendance. We classified the species into two groups according to an oftentimes neglected component of parental care: the presence or absence of additional lines of offspring protection. Given that these additional defences are known to attenuate offspring mortality, we predict that the total benefits of parental care (i.e. attendance + additional defences) should be higher in species in which offspring are protected by physical barriers, chemical deterrents, or defensive mutualisms. Moreover, this pattern should be more pronounced in warm and humid than in cold and dry climates.

High offspring mortality in the absence of care is one of the main ecological conditions for parental care to evolve from an ancestral state of no care (Klug *et al.*, 2012). As far as we are aware, however, no previous study has formally investigated how such ecological conditions affect the benefits of offspring attendance on a broad geographic scale. Thus, the results presented here provide insights into why offspring attendance is comparatively more frequent among tropical arthropods, as already noted by Wilson (1975). Moreover, by emphasizing the role of additional lines of offspring defence,




Fig. 1. Geographic distribution of the species included in the meta-analysis (some points are overlapped). Species with additional lines of offspring defence are shown as triangles, and species without additional lines of offspring defence are shown as circles. The colours on the map represent actual evapotranspiration (AET) in mm/year. The photographs illustrate some of the species included in our data set: (A) female of the Hawaiian spider *Theridion gralator*, whose eggs are additionally protected by a sac of silk (photograph by D. Murawski); (B) two females of the North American tree hopper *Publilia concava* attending eggs, which are additionally protected by mutualistic ants (photograph by G. Pronevitz); (C) female of the European earwig *Forficula auricularia* attending eggs inside a burrow (photograph by J. Meunier); (D) female of the Japanese sawfly *Cephalcia isschikii* attending eggs attached to leaves (photograph by S. Kudo); (E) female of the Costa Rican leaf bug *Platyphora selvae* attending larvae on a leaf (photograph by D.M. Windsor); (F) male of the Brazilian harvestman *Iporangaia pustulosa* attending eggs, which are additionally protected by a thick mucus coat (photograph by S. García); (G) male of the African assassin bug *Rhinocoris tristis* attending eggs and recently hatched nymphs on a branch (photograph by L.K. Thomas); (H) female of the Malaysian butterfly *Hypolimnas anomala* attending eggs under a leaf (photograph by S. Chye).

we enhance our understanding of how ecological conditions may affect the occurrence of different forms of parental care on large geographic scales.

II. METHODS

(1) Data collection and inclusion criteria

Our literature search was based on Preferred Reporting Items for Systematic reviews and Meta-Analyses as far as possible (<http://www.prisma-statement.org/>). We searched the literature on *Web of Science*, *Scopus*, and *Google Scholar* using all available years up to and including March 2016, and a combination of the following key words: ‘parental care’ AND ‘protection’ AND ‘experiment’ OR ‘benefit*’ OR ‘arthropod*’ OR ‘insect*’ OR ‘arachnid*’. We also searched review papers and their reference sections (Eickwort, 1981; Hinton, 1981; Tallamy, 1999; Wong, Meunier & Kölliker, 2013), and all taxonomic chapters of *The Other Insect Societies* (Costa, 2006). Finally, we included studies that were presented at conferences that some of us attended (see online Dataset S1). From the resultant list of documents, we used their titles to identify studies of interest, and scanned their abstracts searching for information on parental removal experiments conducted in the wild. When this information was found, or indicated that the data might be of use, we consulted the main text. When a study was selected, we searched their references (backward search) and citation record (forward search) for other studies that could provide additional data.

When available, information on estimates of mean offspring number, their S.D. (or S.E.), and sample sizes (numbers of eggs, young, and broods included in the study) was extracted from each publication. If a publication from the final list lacked some of this information, or if the published information indicated that data of interest were collected but not published, we contacted the corresponding author. In some cases, we obtained data from figures using *GraphClick* (Arizona Software). If descriptive statistics were not available, we extracted information from inferential statistics (i.e. *t*-values and their associated degrees of freedom) associated with the difference between (i) number of broods that survived, and (ii) number of offspring that survived per experimental group (see Section II.2). From each paper, we also recorded all sources of offspring loss.

We had to exclude some studies, even though they contained potentially relevant information (see online Appendix S1, Fig. S1). In order to be included in our analyses, the study had to have: (i) experimentally manipulated the presence of the parent (either male or female), thus creating a *control group* in which the parent was left protecting the brood, and a *removal group* in which the parent was removed, leaving the brood unprotected; (ii) been conducted on a species that exhibits uniparental care by either the male or the female parent; and (iii) been conducted under natural field conditions, so that we eliminated from our sample

any study that artificially increased offspring mortality risk (e.g. Filippi-Tsukamoto *et al.*, 1995; Punzo, 1998). Excluded studies and the reasons for their exclusion are summarized in online Appendix S1, Table S1.

For each paper included in the analyses, we used relevant locality information to obtain global positioning system (GPS) coordinates, when these were not explicitly provided. Based on these locality data, we gathered two types of environmental variable. The first was the actual evapotranspiration (AET), which is a measure of primary productivity (Hawkins *et al.*, 2003). Although there is no universally accepted proxy for biotic interactions in the macroecological literature, there is meta-analytical evidence showing that primary productivity is positively related to species richness in many taxa (Field *et al.*, 2009) and also to the abundance of ants (Kaspari, O’Donnell & Kercher, 2000; Monkkonen, Forsman & Bokma, 2006), which are the most important group of offspring predator in our dataset (see Section III). The second climatic variable was the primary axis of a principal component analysis (PCA) that synthesized the relationships between temperature, precipitation, and seasonality (see online Appendix S1). Positive values of the first axis (RC1) of this PCA were associated with high annual mean temperature, high annual precipitation, and weak temperature seasonality – conditions typically found in tropical climates (Peel, Finlayson & McMahon, 2007). On the other hand, negative values of RC1 were associated with low annual mean temperature, low annual precipitation, and strong temperature seasonality – conditions typically found in temperate climates (Peel *et al.*, 2007).

We obtained global climatic data with 1 km² spatial resolution (www.worldclim.org; Hijmans *et al.*, 2005), and extracted the climate data for each study locality by creating a 0.5° buffer zone around the centre of the locality. We computed the average value for each variable within this buffer zone. To obtain evapotranspiration data for each locality, we used the geographic coordinate of the experimental site to extract its associated AET. We used MODIS generated evapotranspiration data (mm/year) averaged between 2000 and 2012 (<http://ntsg.umd.edu/project/mod16>; Mu, Zhao & Running, 2011).

(2) Data coding and effect size calculation

We coded the type of additional lines of offspring defence for each species (either present or absent) for each effect size (see online Dataset S1), because we predicted that this form of parental care would interact with the climatic covariate. This prediction is based on the fact that additional defences attenuate offspring mortality even in the absence of parents. Thus, in warm–humid climates, additional defences should provide more benefits than in cold–dry climates. We included the presence or absence of additional defences in each species (see online Dataset S1) as a fixed term in our meta-regression models. Moreover, we included the climatic variable (AET or the RC1) as covariates in the models. The climatic variables were centred and scaled to improve the interpretation of model coefficients (Gelman, 2008;

Schielzeth, 2010). We modelled the interaction between the presence of additional defences and the climatic covariate because we predict that unguarded offspring of species that lack additional defences would suffer greater mortality in warm–humid climates than in cold–dry climates (i.e. at greater values of AET and RC1). On the other hand, we predict that unguarded offspring of species that have additional defences would be able to cope better with the increased natural enemy pressure in warm–humid climates. Therefore, we expect that the mortality in this experimental group would be low and similar along the climatic covariate axis.

Our main meta-analytic database contained two types of results from the original experimental papers, which led us to calculate two different effect sizes. The first type of result, called *survival data*, were presented in the original papers as the initial number of broods included in each experimental group (control or removal), and the subsequent number of broods that survived (with at least one egg) until the end of the experimental period. For these results, we used the odds ratio (OR) as our standardized effect size. The OR effect sizes estimate the ratio between brood mortality in the parental removal group (numerator) and in the control group (denominator). An OR = 1 means that there is no difference in survival between the two groups, an OR > 1 means that the probability of brood survival in the control group is higher than in the removal group, and an OR < 1 means the opposite (Fleiss & Berlin, 2009). Thus, OR is a measure of the benefit of providing parental care in terms of increasing the probability of brood survival. Greater values of OR mean that parental care results in large benefits (higher probability of brood survival) when compared to no parental care. All statistical analyses were conducted on the logarithm of OR, and its measurement error. We used standard equations to calculate OR and its variance (Nakagawa & Cuthill, 2007; Fleiss & Berlin, 2009).

The second type of result, called *intensity of mortality*, was presented in the original studies as the mean offspring number, its S.D., and sample size per experimental group at the beginning and at the end of the experimental period. From these results, we calculated ζ_r (Fisher's transformation of the correlation coefficient) as our standardized effect size (Nakagawa & Cuthill, 2007). We estimated ζ_r from the descriptive data reported for the end of the experimental period, as this represented the maximum predicted difference between the two experimental groups. High values of ζ_r represent large differences in the number of surviving offspring between control and removal groups (i.e. many more surviving offspring in control). ζ_r effect sizes were calculated from standard formulae provided in Lipsey & Wilson (2001) and Nakagawa & Cuthill (2007). We adopted ζ_r , instead of a more popular standardized mean difference effect size (e.g. Hedges' d), because of the nature of our data set. As some experiments had complete mortality in one experimental group and no mortality in the other group, estimating a standardized mean difference from these data would lead to extreme values of effect size. However, by

using ζ_r we avoided such issues and the distribution of effect sizes was not affected by extreme cases. We note that the use of ζ_r when assessing mean differences is common in biological studies (Nakagawa & Santos, 2012), and in our case, this effect size represents a measure of the intensity of offspring mortality, and thus a direct estimate of the benefits of offspring protection.

Our database includes 76 effect sizes from 45 studies, covering 45 arthropod species belonging to nine orders of the classes Arachnida, Crustacea, and Hexapoda (see online Dataset S1). Of these 45 species, 23 (51%) do not possess additional defences, whereas 22 (49%) have some sort of additional defences (see online Dataset S1). These species are distributed in all continents (except Antarctica), encompassing great climatic diversity, ranging from arid regions to pluvial forests (Fig. 1).

(3) Statistical analysis

An assumption of our study is that evapotranspiration represents the intensity of biotic interactions in a given place, so that higher evapotranspiration is associated with more attacks by natural enemies. We took advantage of the experimental design of the studies included in the analysis and tested whether the intensity of mortality was positively associated with AET. We regarded broods with no additional offspring defences from the removal group as analogous to baits set out by a researcher to estimate the intensity of natural enemy activity. Complete destruction of unguarded broods would be evidence of intense natural enemy activity, whereas little to no destruction would indicate negligible activity. This effect size represents a standardized mean difference in the number of offspring between the end and the beginning of each experiment. Thus, greater negative values mean that more offspring were lost during the experimental period (note that this effect size is opposite from others presented in the main results, where effect size represents the benefit of parental care, such that greater *positive* values mean more offspring were lost during the experimental period in removal groups relative to control groups). We found a significant negative association between the effect size of offspring mortality of non-guarded broods and AET (linear model: $\beta_{\text{AET}} = -0.295$, $t = -2.413$, $P = 0.036$, $r^2 = 0.305$; see online Appendix S1, Fig. S2), which suggests that our assumption is valid.

We then used one model to estimate the effect size of the probability of brood survival [$\log(\text{OR})$ as the response variable] in guarded *versus* unguarded broods, and a separate model to estimate the effect size of the intensity of mortality (ζ_r as the response variable) in guarded *versus* unguarded broods. We built phylogenetic meta-analytic models (Hadfield & Nakagawa, 2010; Nakagawa & Santos, 2012) with restricted maximum likelihood fitted using the R package *metafor* (Viechtbauer, 2010). For details regarding the phylogeny we used, see online Appendix S1, Fig. S3.

We quantified heterogeneity (i.e. the proportion of variance between effect sizes that cannot be attributed to sampling errors) using a modified version of I^2 for

phylogenetic meta-analysis, which assesses the consistency of effects across studies (Higgins *et al.*, 2003; Nakagawa & Santos, 2012). I^2 is calculated as the residual variance plus the variance components for the random effects divided by the sum of these two components (random effect variance and residual variance) and the within-study variance (see equation 22 in Nakagawa & Santos, 2012). We checked for potential publication bias in our data set using Egger's regression, which is calculated by fitting a linear regression to the residuals and the precision associated with each effect size as a predictor in the model (Egger *et al.*, 1997). If the intercept of Egger's regression is not significantly different from zero, one can conclude that there is little evidence for publication bias. Finally, we conducted a 'soft' retrospective power analysis to assess the validity of our findings (see online Appendix S1 for details). All analyses were conducted in R version 3.0.2 (R Core Team, 2014).

III. RESULTS

(1) Environmental effect on overall probability of brood survival

The mean $\log(OR)$ estimates were positive, indicating that removing parents from broods with or without additional defences increased the probability that these broods would not survive [without additional defences: mean meta-analytic $\log(OR) = 3.906$, 95% C.I. = 1.292 to 6.521; with additional defences: mean meta-analytic $\log(OR) = 2.727$, 95% C.I. = 0.219 to 5.235]. Overall, AET did not significantly predict the magnitude of the probability of brood survival; nor did the effect of AET differ between broods with and without additional defences (interaction term: $\beta_{[\text{Additional defence:AET}]} = -0.292$, 95% C.I. = -1.354 to 0.770 ; Fig. 2). Nevertheless, we noted a slight positive effect of AET on the $\log(OR)$ of broods without additional defences (meta-regression: $\beta_{[\text{AET}]} = 0.438$, 95% C.I. = -0.443 to 1.319 ; Fig. 2). RC1 had a qualitatively similar effect as AET on the estimates of ζ_r for broods with and without additional defences (Fig. 2).

Total statistical heterogeneity was high ($I^2 = 79.15\%$; Table 1), which is consistent with the idea that our data on the probability of brood survival is modulated by covariates. In the AET model, heterogeneity at the level of the species was 29.62%, and at the level of the phylogeny 30.10%.

(2) Environmental effect on intensity of brood mortality

The mean ζ_r estimates were positive, which indicates that removing parents from broods with or without additional defences increased the intensity of mortality (without additional defences: mean meta-analytic $\zeta_r = 1.392$, 95% C.I. = -1.432 to 4.216 ; with additional defences: mean meta-analytic $\zeta_r = 0.950$, 95% C.I. = -1.870 to 3.772). The effect of AET upon the benefit of parental care was significantly different in broods with and without additional

defences (interaction term: $\beta_{[\text{Additional defence:AET}]} = -0.617$, 95% C.I. = -1.163 to -0.070 , Fig. 3). For broods without additional defences, AET had a significant positive effect on the magnitude of brood mortality (meta-regression: $\beta_{[\text{AET}]} = 0.422$, 95% C.I. = 0.092 to 0.751). The effect of AET in broods with additional defences, however, was not different from zero (slope: $\beta_{[\text{Additional defence:AET}]} = -0.087$, 95% C.I. = -0.643 to 0.469 ; Fig. 3). RC1 had a qualitatively similar effect as AET on the estimates of ζ_r for broods with and without additional defences (Fig. 3).

Total statistical heterogeneity was high ($I^2 = 98.53\%$; Table 1), which is consistent with the idea that our data on the probability of brood survival is modulated by covariates. In the AET model, heterogeneity at the level of the species was 29.46%, and at the level of the phylogeny 56.17%.

(3) Sources of offspring mortality

To quantify the sources of offspring mortality, we used 48 papers – 45 from our main data set plus three papers that could not be used in the meta-regression (Tallamy & Denno, 1981; Edgerly, 1987; Crespi, 1990). Of the total, 41 papers provided information on the sources of offspring mortality. Predators and parasitoids were the main source of offspring loss. Ants were the most frequent predators, being reported in 23 studies (56.1%), usually as the main source of offspring mortality. Cannibalism and parasitoid wasps were recorded in 16 studies each (39%). Spiders ($N = 14$ studies; 34.1%), hemipterans ($N = 9$ studies; 22%), predatory wasps ($N = 5$ studies; 12.2%), and other arthropods ($N = 25$ studies; 61%) were also reported consuming offspring. Fungal infection was reported as a source of offspring loss in 11 studies (26.8%). Abiotic factors were recorded as a minor source of offspring loss in only six studies (14.6%); in three studies eggs dehydrated and in three they were destroyed by heavy rain. These sources of mortality affected both guarded and non-guarded broods, indicating that parents are unable to cope with abiotic-driven offspring loss.

(4) Publication bias

There was little evidence for publication bias in either the $\log(OR)$ or the ζ_r effect size data sets, as the intercepts of Egger's regressions were not significantly different from zero [$\log(OR)$ AET model: (intercept) = -6.172 , 95% C.I. = -14.085 to 0.344 ; ζ_r AET model: (intercept) = 6.498 , 95% C.I. = -18.927 to 31.322].

IV. DISCUSSION

In this study, we predicted that the benefits of offspring attendance should be higher in places where eggs and young are under more severe threat from natural enemies. We also predicted that the presence of additional lines of protection should further reduce the total mortality of offspring over and above the effect of attendance. The results of our meta-regression show that unguarded broods

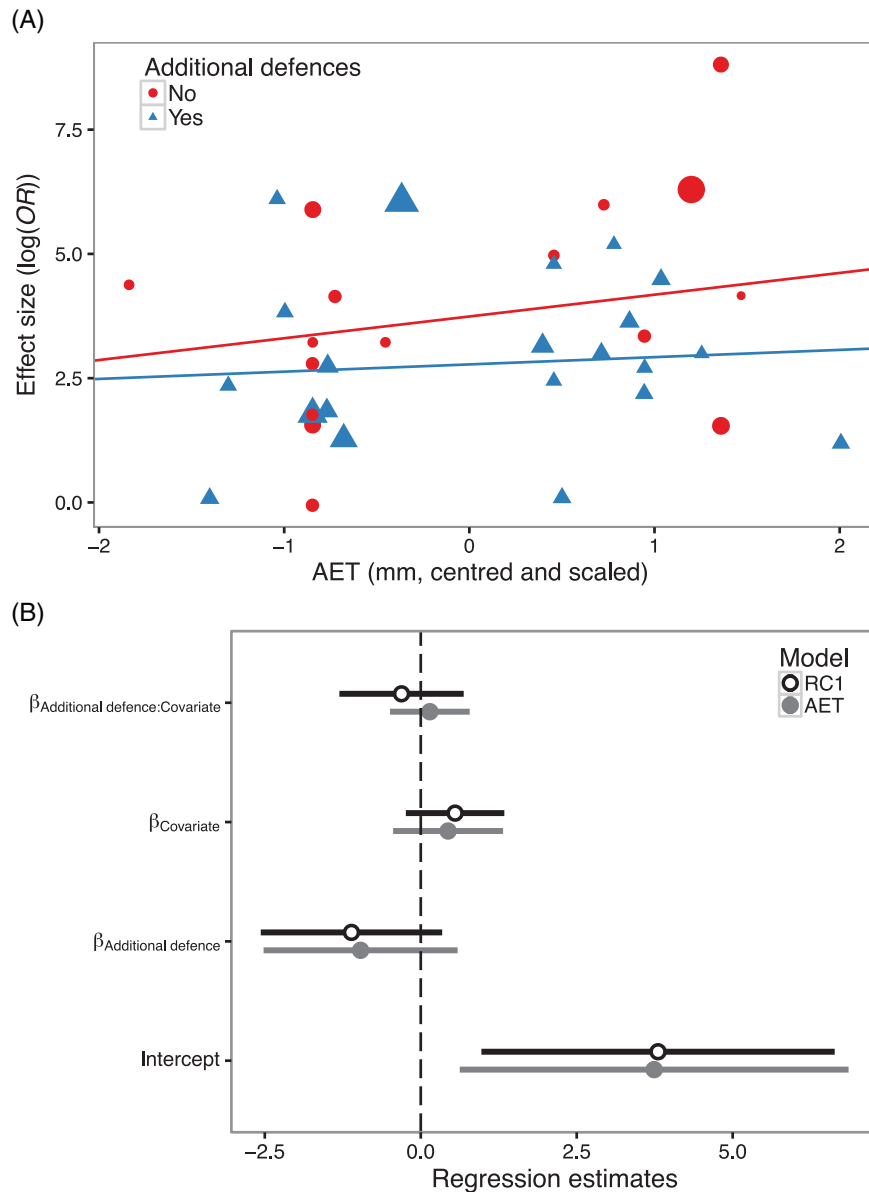


Fig. 2. (A) Relationship between actual evapotranspiration (AET) and the effect size [log(OR)] of the probability of brood survival until the end of the experiment of arthropod parental removal. AET has been centred and scaled. Red circles depict data points from broods that had no additional lines of defence, and blue triangles depict data points from broods with additional lines of defence. Lines represent phylogenetic meta-analysis estimated effects for each category of additional defences (i.e. present *versus* absent). The size of symbols represents their relative precision (larger symbols = more precise). (B) Phylogenetic meta-regression model estimates for the log(OR) effect sizes. For each parameter, the point estimate represents the mean, and the lines span the 95% confidence interval. The intercept represents effect sizes [log(OR)] for species that do not present any form of additional brood defence. The $\beta_{\text{[Additional defence:Covariate]}}$ label represents the slope coefficient of AET (or RC1) for species with additional defences, while the $\beta_{\text{[Covariate]}}$ represents the slope of AET (or RC1) for species without additional defences. Grey symbols denote the model in which AET is the covariate, and white circles denote the model in which the rotated component of the PCA (RC1) is the covariate.

without additional lines of defence experienced more intense mortality in places with higher AET, and with a warmer and more humid climate, which were the two proxies we used for the intensity of biotic interactions. Moreover, we found that additional defences play a crucial role in attenuating the intensity of mortality imposed by natural enemies. Offspring mortality was consistently lower in species exhibiting

additional defences, and we detected no relationship with our proxies of intensity of biotic interactions. Below, we discuss the implications of these findings, emphasizing how they address some gaps in the current knowledge of parental care, and also possible directions for future studies.

If we are to understand the selective forces associated with the occurrence of parental care at large geographic scales,

Table 1. Univariate-response meta-regression models and their variances, and heterogeneity. Models estimate the effect of actual evapotranspiration (AET) and the presence or absence of additional lines of offspring defence on the $\log(OR)$ and ζ_r effect sizes. ‘:’ represents an interaction between the covariate (AET) and the categorical variable (additional lines of offspring defence). Heterogeneity (i.e. % variance at a particular level in relation to the total variance) is presented at the level of the species, at the level of the order, and at the level of the phylogeny

Model	Fixed effects	Random effects	Heterogeneity (Var _{Species}) %	Heterogeneity (Var _{Order}) %	Heterogeneity (Var _{Phylogeny}) %	Total heterogeneity %
<i>Log(OR)</i> models						
Model AET	Additional lines of defences + AET + additional lines of defences:AET	Species + order + phylogeny	29.62	19.42	30.10	79.15
ζ_r models						
Model AET	Additional lines of defences + AET + additional lines of defences:AET	Species + order + phylogeny	29.46	14.37	56.17	98.53

we need to be specific about the environmental conditions influencing the costs and benefits of this behaviour. By using evapotranspiration and climatic variables as predictors of the intensity of biotic interactions, our findings provide information on the possible drivers of the benefits of offspring attendance. Although latitude has been widely used in the macroecological literature (see Schemske *et al.*, 2009 and references therein), latitude alone represents only a small fraction of the variance of climatic conditions (Macías-Ordóñez, Macedo & Machado, 2013). In fact, the results presented here would not be found using latitude as explanatory variable (see online Appendix S1 for the latitude results). Moreover, information on the sources of offspring mortality, coupled with our macroecological meta-regression, allows us to infer that the intensity of biotic interactions is the main factor influencing the benefits of offspring attendance in arthropods. Considering that protection against natural enemies has been regarded as one of the main functions of offspring attendance in several terrestrial ectothermic vertebrates, such as frogs, salamanders, and lizards (Balshine, 2012), we predict that the patterns reported here should also hold for other animal groups.

The fact that parental presence increases offspring survival does not explain how ecological factors may affect the evolution of offspring attendance (but see Pike *et al.*, 2016 for an example of how predation can lead to nest guarding). To understand the evolution of offspring attendance we need a comprehensive understanding of the fitness consequences of attendance not only to the offspring, but also to the parents (Alonso-Alvarez & Velando, 2012). High risk of offspring mortality in warm–humid climates increases the benefits of parental attendance in terms of offspring protection. However, the costs to parents in terms of exposure to natural enemies should also increase due to more frequent encounters with predators or parasitoids while attending the offspring (for instance, see Ghalambor & Martin, 2001). On the other hand, high temperatures accelerate embryonic development

of arthropods and ectotherm vertebrates (Willmer, Stone & Johnston, 2005), thus decreasing the amount of time parents are exposed to natural enemies. Shorter caring periods, in turn, may also attenuate other costs of offspring attendance, such as reduced food intake and increased energy expenditure related to parental activities (Alonso-Alvarez & Velando, 2012). Therefore, a comprehensive view of the evolution of offspring attendance requires information on how the costs paid by the parents vary in response to biotic and abiotic conditions (Requena, Munguía-Steyer & Machado, 2013). Unfortunately, studies about the costs of offspring attendance under natural conditions are limited to only a few arthropod species (Buzatto *et al.*, 2007; Munguía-Steyer & Macías-Ordóñez, 2007; Gilbert, Thomas & Manica, 2010; Requena *et al.*, 2012; Requena & Machado, 2014), so that it is not yet possible to envisage general patterns.

Although widespread among species exhibiting offspring attendance, the functional role of additional lines of defence has been poorly explored. Here we provide compelling evidence that the presence of these additional defences attenuates predation intensity upon the offspring, even when parents are experimentally removed (Fig. 3). Some of these additional defences, such as nests, burrows, and egg covering with debris, may conceal the offspring and decrease the probability of predators finding eggs or early-hatched young (Edgerly, 1987; Machado & Raimundo, 2001). Other lines of defence, such as mutualism with ants and egg coating with silk, mucus, or offensive chemicals, may protect the offspring from the activity of some natural enemies that are able to overcome parental protection (Evans, 1998; Mori *et al.*, 1999; Del-Claro & Oliveira, 2000; Requena *et al.*, 2009). The presence of additional defences may also allow the parents to leave the offspring temporarily unattended so that they can forage or avoid stressful abiotic conditions or adult-specific predators, without condemning eggs or early-hatched young to intense predation (e.g. Zink, 2003; Requena *et al.*, 2009; Chelini & Machado, 2012). Indeed, a recent study on a clade of Neotropical harvestmen has shown a strong correlation

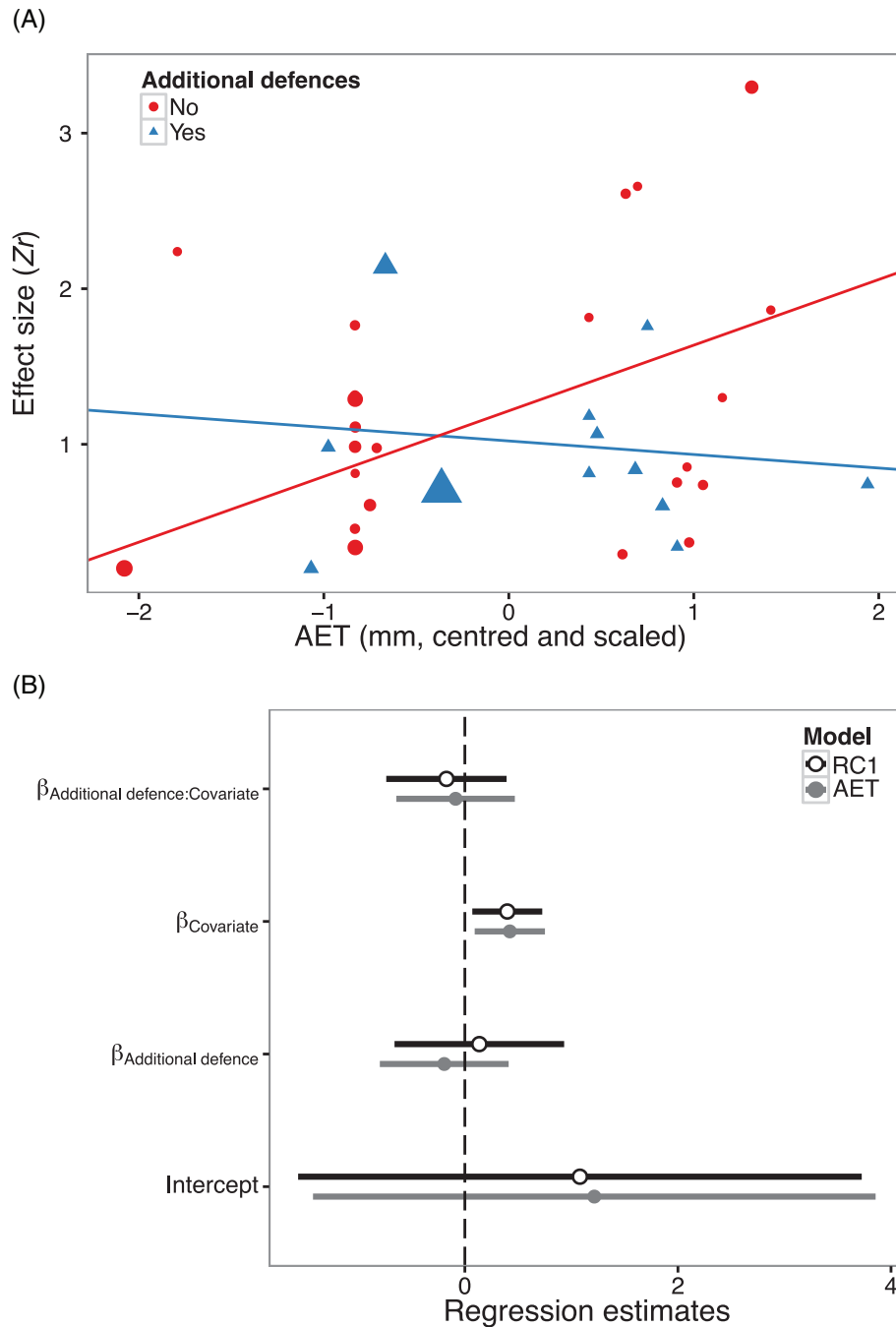


Fig. 3. (A) Relationship between actual evapotranspiration (AET) and the effect size Z_r of the intensity of brood mortality in parental removal experiments in arthropods. AET has been centred and scaled. Red circles depict data points from broods that had no additional line of defence, and blue triangles depict data points from broods with additional lines of defence. Lines represent phylogenetic meta-analysis estimated effects for each category of additional defences (i.e. present *versus* absent). The size of symbols represents their relative precision (larger symbols = more precise). (B) Phylogenetic meta-regression model estimates for the Z_r effect sizes. For each parameter, the point estimate represents the mean, and the lines span the 95% confidence interval. The intercept represents effect sizes Z_r for species that do not present any form of additional brood defence. The $\beta_{\text{[Additional defence:Covariate]}}$ label represents the slope coefficient of AET (or RC1) for species with additional defences, while the $\beta_{\text{[Covariate]}}$ represents the slope of AET (or RC1) for species without additional defences. Grey symbols denote the model in which actual evapotranspiration (AET) is the covariate, and white circles denote the model in which the rotated component of the PCA (RC1) is the covariate.

between the presence of additional defences (mucus or debris egg coating) with temporary or permanent parental abandonment of eggs (Chelini & Machado, 2014). It would be worthwhile to investigate the order in which these two traits have evolved to test whether additional defences are a cause or a consequence of offspring abandonment.

Most of the studies on the benefits of egg attendance in arthropods – and perhaps other taxa – are concentrated in a few particular regions of the world (see Fig. 1; points are clumped in south-eastern Brazil, Central America, and Japan). There are vast areas for which there are no available data, including large parts of Africa, continental Asia, and Australia. In some of these areas, such as extremely cold or xeric regions (white areas in Fig. 1), arthropod diversity is low and species are usually rare (Chown & Nicolson, 2004). These areas, however, offer the opportunity to investigate whether the benefits of offspring attendance are higher in ‘harsh environments’, as also proposed by Wilson (1975). Our data set does not allow us to test this hypothesis because the great majority of the species occur in ‘benign environments’, including temperate and tropical forests. Moreover, with few exceptions, the experiments of parental removal included in our analyses do not report significant offspring mortality due to abiotic factors. We know that several insect species exhibiting post-ovipositional parental care are able to attenuate adverse abiotic conditions (review in Danks, 2002), but quantitative data on the benefits of offspring attendance in these species are unfortunately scarce (Gilbert, 2014). The removal experiments we used as source of information in our meta-regression are easily conducted in the field and, depending on the species, data on offspring protection against biotic and abiotic factors can be obtained in a few days. Thus, we hope our study stimulates researchers to collect information about species living in harsh environments, and also species in which parents may provide benefits to offspring by attenuating adverse abiotic conditions.

Most of the macroecological studies focus on variation in species richness, abundances, distributions, and body sizes (see examples in Gaston & Blackburn, 2000). These studies have reported some global patterns, such as Allen’s rule, which posits that endotherms from colder climates have shorter limbs than their relatives from warmer climates, and Bergmann’s rule, which posits that species from colder climates are larger than their relatives from warmer climates. In both cases, broad-scale variation in morphology is explained by a decrease in the surface area to volume ratio, which increases heat conservation in cold climates (Gaston & Blackburn, 2000). In contrast to the abundant literature reporting variation in morphological traits, studies investigating how and why reproductive traits vary geographically in response to environmental factors are scarce (Macías-Ordóñez *et al.*, 2013). Exceptions are the studies of clutch size, cooperative breeding, and parental provisioning in birds, which provide evidence of broad-scale variation in reproductive traits in response to environmental conditions such as primary productivity, climatic seasonality,

between-year variability in precipitation, and offspring mortality risk (Ricklefs, 2000; Jetz, Sekercioglu & Boehning-Gaese, 2008; Jetz & Rubenstein, 2011; Martin, 2015). Here we show that the benefits of parental care in arthropods on a global geographical scale are also influenced by environmental conditions, so that higher mortality risk leads to higher benefits of offspring protection. This pattern, however, is found only when we consider the presence or absence of additional lines of offspring defence. In the presence of additional defences, offspring mortality is greatly reduced, implying that offspring attendance alone may not be enough to cope with stronger predation/parasitism in tropical climates.

V. CONCLUSIONS

(1) We found meta-analytic evidence that supports the hypothesis that the benefits of egg attendance are higher in tropical climates, where biotic interactions are likely to be more intense. However, support for this hypothesis is only revealed when we take into account an often-neglected component of parental care: the presence of additional lines of offspring defence. This result stresses the key defensive role of physical barriers, chemical deterrents, and defensive mutualisms as additional lines of offspring defences in species already presenting offspring attendance. Moreover, it also provides new insights into how the benefits of parental care change in response to climate-mediated mortality risk imposed by natural enemies.

(2) Our results on the sources of offspring mortality, compiled from the studies included in the meta-regression, clearly indicate that ants are the predators that are the main source of mortality of arthropod broods, with cannibalism and parasitoids also being somewhat important sources of mortality. Our review also reveals that abiotic factors are negligible sources of brood mortality.

(3) We found little evidence of publication bias in our data set, which suggests that our findings are robust. There was, however, substantial heterogeneity in the effect sizes of both our meta-analyses, which was expected for such a wide-ranging data set (both in the phylogenetic and geographical sense). Even after the inclusion of the moderator and inclusion of random factors in the models, the amount of heterogeneity remained substantial, suggesting that other factors may moderate the effects of the intensity of biotic interactions on the benefits of parental care.

(4) The patterns reported in our meta-regression help to explain the high frequency of parental care among tropical species and how biotic interactions influence the occurrence of parental care over large geographic scales.

VI. ACKNOWLEDGEMENTS

We thank William Eberhard, Linda Fink, Shin-ichi Kudo, Ulrich Stegmann, Livy Williams III, and Andrew Zink for

providing us with unpublished data for inclusion in this study, Paulo De Marco Jr., Ricardo Dobrovolski, and Gustavo S. Requena for discussions and suggestions, two anonymous reviewers for insightful comments, Soon Chye, Solimary García, Shin-ichi Kudo, Joel Meunier, Darlyne Murawski, Greg Pronevitz, Lisa K. Thomas, and Donald M. Windsor for photographs used in Fig. 1, and Alistair Senior for the code used in the phylogenetic meta-regression. J. D. J. G. was funded by a PhD studentship from the BBSRC, and E. S. A. S., P. P. B., and G. M. were funded by Fundação de Amparo à Pesquisa do Estado de São Paulo (FAPESP; E. S. A. S.: 2012/20468-4; P. P. B.: 2012/10167-7; G. M.: 2012/50229-1 and 2015/10448-4). G. M. has a research grant from the Conselho Nacional de Desenvolvimento Científico e Tecnológico (CNPq 306550/2014-8).

VII. REFERENCES

- References marked with asterisk have been cited within the supporting information
- *AGNARSSON, I. (2004). Morphological phylogeny of cobweb spiders and their relatives (Araneae, Arancoidea, Theridiidae). *Zoological Journal of the Linnean Society* **141**, 447–626.
- ALONSO-ÁLVAREZ, C. & VELANDO, A. (2012). Benefits and costs of parental care. In *The Evolution of Parental Care* (eds N. J. ROYLE, P. T. SMISETH and M. KÖLLIKER), pp. 40–61. Oxford University Press, Oxford.
- *AOKI, M. (1997). Comparative study of mother-young association in caprellid amphipods: is maternal care effective? *Journal of Crustacean Biology* **17**, 447–458.
- *ARNEDO, M. A., AGNARSSON, I. & GILLESPIE, R. G. (2007). Molecular insights into the phylogenetic structure of the spider genus *Theridion* (Araneae, Theridiidae) and the origin of the Hawaiian *Theridion*-like fauna. *Zoologica Scripta* **36**, 337–352.
- BALSHINE, S. (2012). Patterns of parental care in vertebrates. In *The Evolution of Parental Care* (eds N. J. ROYLE, P. T. SMISETH and M. KÖLLIKER), pp. 62–80. Oxford University Press, Oxford.
- *BAYER, S. & SCHOENHOFER, A. L. (2013). Phylogenetic relationships of the spider family Psecridae inferred from molecular data, with comments on the Lycosoidea (Arachnida: Araneae). *Invertebrate Systematics* **27**, 53–80.
- BILLICK, I., WEIDMANN, M. & REITHEL, J. (2001). The relationship between ant-tending and maternal care in the treehopper *Publilia modesta*. *Behavioral Ecology and Sociobiology* **51**, 41–46.
- *BUDAEV, S. V. (2010). Using principal components and factor analysis in animal behaviour research: caveats and guidelines. *Ethology* **116**, 472–480.
- BUZATTO, B. A., REQUENA, G. S., MARTINS, E. G. & MACHADO, G. (2007). Effects of maternal care on the lifetime reproductive success of females in a neotropical harvestman. *Journal of Animal Ecology* **76**, 937–945.
- *CAETANO, D. S. & MACHADO, G. (2013). The ecological tale of Gonyleptidae (Arachnida, Opiliones) evolution: phylogeny of a Neotropical lineage of armoured harvestmen using ecological, behavioural and chemical characters. *Cladistics* **29**, 589–609.
- CRESPI, B. J. (1990). Subsociality and female reproductive success in a mycophagous thrips: an observational and experimental analysis. *Journal of Insect Behavior* **3**, 61–74.
- CHABOO, C. S. (2011). Defensive behaviors in leaf beetles: from the unusual to the weird. In *Chemical Biology of the Tropics* (eds J. M. VIVANCO and T. WEIR), pp. 59–69. Springer, Berlin, Heidelberg.
- CHELINI, M. C. & MACHADO, G. (2012). Costs and benefits of temporary brood desertion in a Neotropical harvestman (Arachnida: Opiliones). *Behavioral Ecology and Sociobiology* **66**, 1619–1627.
- CHELINI, M. C. & MACHADO, G. (2014). Multiple lines of egg defense in a Neotropical arachnid with temporary brood desertion. *Ethology* **120**, 1147–1154.
- *CHOE, J. C. (1989). Maternal care in *Labidomera suturella* Chevrolat (Coleoptera: Chrysomelidae: Chrysomelinae) from Costa Rica. *Psyche* **96**, 63–67.
- CHOWN, S. L. & NICOLSON, S. (2004). *Insect Physiological Ecology: Mechanisms and Patterns*. Oxford University Press, Oxford.
- CLUTTON-BROCK, T. H. (1991). *The Evolution of Parental Care*. Princeton University Press, Princeton.
- *CODDINGTON, J. A. (2005). Phylogeny and classification of spiders. In *Spiders of North America: An Identification Manual* (eds D. UBICK, P. PAQUIN, P. E. CUSHING and V. ROTH), pp. 18–24. American Arachnological Society, Poughkeepsie, NY.
- *COHEN, J. (1988). *Statistical Power Analysis for the Behavioral Sciences*. Lawrence Erlbaum Associates, New York.
- CONSOLMAGNO, R. C., REQUENA, G. S., MACHADO, G. & BRASILEIRO, C. A. (2016). Costs and benefits of temporary egg desertion in a rocky shore frog with male-only care. *Behavioral Ecology and Sociobiology* **70**, 785–795.
- COSTA, J. T. (2006). *The Other Insect Societies*. Harvard University Press, Cambridge.
- CRUMP, M. L. (1995). Parental care. In *Amphibian Biology, Volume 2. Social Behaviour* (eds H. HEATWOLE and B. SULLIVAN), pp. 518–567. Surrey Beatty & Sons, Sydney.
- *CRYAN, J. R., WIEGMANN, B. M., DEITZ, L. L., DIETRICH, C. H. & WHITING, M. F. (2004). Treehopper trees: phylogeny of Membracidae (Hemiptera: Cicadomorpha: Membracidae) based on molecules and morphology. *Systematic Entomology* **29**, 441–454.
- DANKS, H. V. (2002). Modification of adverse conditions by insects. *Oikos* **99**, 10–24.
- DEL-CLARO, K. & OLIVEIRA, P. S. (2000). Conditional outcomes in a neotropical treehopper-ant association: temporal and species-specific variation in ant protection and homopteran fecundity. *Oecologia* **124**, 156–165.
- DELIA, J. R. J., RAMÍREZ-BAUTISTA, A. & SUMMERS, K. (2013). Parents adjust care in response to weather conditions and egg dehydration in a Neotropical glassfrog. *Behavioral Ecology and Sociobiology* **67**, 557–569.
- *DIESEL, R. (1989). Parental care in an unusual environment: *Metopaulias depressus* (Decapoda: Grapsidae), a crab that lives in epiphytic bromeliads. *Animal Behaviour* **38**, 561–575.
- EBERHARD, W. G. (1974). Maternal behaviour in a South American *Lyssomanes*. *Bulletin of the British Arachnology Society* **3**, 51.
- *EBERHARD, W. G. (1975). *The Ecology and Behavior of a Subsocial Pentatomid Bug and two Scelionid Wasps: Strategy and Counterstrategy in a Host and its Parasites*. Smithsonian Institution Press, Washington.
- *EBERHARD, W. G. (1987). Maternal behavior in *Apolophanes punctipes* (O. Pickard-Cambridge) (Araneae, Thomisidae). *Journal of Arachnology* **14**, 398.
- EDGERLY, J. S. (1987). Maternal behaviour of a webspinner (Order Embiida). *Ecological Entomology* **12**, 1–11.
- *EDWARDS, P. B. (1988). Field ecology of a brood-caring dung beetle *Kheper nigroaeneus* – habitat predictability and life history strategy. *Oecologia* **75**, 527–534.
- EGGER, M., SMITH, G. D., SCHNEIDER, M. & MINDER, C. (1997). Bias in meta-analysis detected by a simple, graphical test. *British Medical Journal* **315**, 629–634.
- *EGGERT, A. K., REINKING, M. & MULLER, J. K. (1998). Parental care improves offspring survival and growth in burying beetles. *Animal Behaviour* **55**, 97–107.
- EICKWORT, G. C. (1981). Presocial insects. In *Social Insects* (ed. H. R. HERMANN), pp. 199–280. Academic Press, New York.
- EVANS, T. A. (1998). Factors influencing the evolution of social behaviour in Australian crab spiders (Araneae: Thomisidae). *Biological Journal of the Linnean Society* **63**, 205–219.
- *FAETH, S. H. (1989). Maternal care in a lace bug, *Corythucha hevwitti* (Hemiptera: Tingidae). *Psyche* **96**, 101–110.
- *FÁVILA, M. E. (1993). Some ecological factors affecting the life-style of *Canthon cyanellus cyanellus* (Coleoptera: Scarabaeidae): an experimental approach. *Ethology Ecology and Evolution* **5**, 319–328.
- FIELD, R., HAWKINS, B. A., CORNELL, H. V., CURRIE, D. J., DINIZ-FILHO, J. A. F., GUÉGAN, J.-F., KAUFMAN, D. M., KERR, J. T., MITTELBACH, G. G., OBERDORFF, T., O'BRIEN, E. M. & TURNER, J. R. G. (2009). Spatial species-richness gradients across scales: a meta-analysis. *Journal of Biogeography* **36**, 132–147.
- *FILIPPI, L., HIRONAKA, M. & NOMAKUCHI, S. (2001). A review of the ecological parameters and implications of subsociality in *Parastrachia japonensis* (Hemiptera: Cydnidae), a semelparous species that specializes on a poor resource. *Population Ecology* **43**, 41–50.
- *FILIPPI, L., HIRONAKA, M., NOMAKUCHI, S. & TOJO, S. (2000). Provisioned *Parastrachia japonensis* (Hemiptera: Cydnidae) nymphs gain access to food and protection from predators. *Animal Behaviour* **60**, 757–763.
- FILIPPI-TSURAMOTO, L., NOMAKUCHI, S., KUKI, K. & TOJO, S. (1995). Adaptiveness of parental care in *Parastrachia japonensis* (Hemiptera: Cydnidae). *Annals of the Entomological Society of America* **88**, 374–383.
- *FINK, L. S. (1986). Costs and benefits of maternal behaviour in the green lynx spider (*Oxyopidae*, *Peucetia viridans*). *Animal Behaviour* **34**, 1051–1060.
- FLEISS, J. L. & BERLIN, J. A. (2009). Effect sizes for dichotomous data. In *The Handbook of Research Synthesis and Meta-Analysis* (eds H. COOPER, L. V. HEDGES and J. C. VALENTINE), pp. 237–253. Russell Sage Foundation, New York.
- *GARCÍA, S. H. & MACHADO, G. (2014). Eficiencia del cuidado maternal en un opilión cavernícola. In *IV Congreso Latinoamericano de Aracnología*. Morelia.
- GASTON, K. J. & BLACKBURN, T. M. (eds) (2000). *Pattern and Process in Macroecology*. Blackwell Science, Oxford.
- GELMAN, A. (2008). Scaling regression inputs by dividing by two standard deviations. *Statistics in Medicine* **27**, 2865–2873.
- GHALAMBOR, C. K. & MARTIN, T. E. (2001). Fecundity-survival trade-offs and parental risk-taking in birds. *Science* **292**, 494–497.
- GILBERT, J. D. J. (2014). Thrips domiciles protect larvae from desiccation in an arid environment. *Behavioral Ecology* **25**, 1338–1346.
- GILBERT, N. & RAWORTH, D. A. (1996). Insects and temperature – A general theory. *Canadian Entomologist* **128**, 1–13.
- GILBERT, J. D. J., THOMAS, L. K. & MANICA, A. (2010). Quantifying the benefits and costs of parental care in assassin bugs. *Ecological Entomology* **35**, 639–651.

- *GILLESPIE, R. G. (1990). Costs and benefits of brood care in the Hawaiian happy face spider *Theridion grallator* (Araneae, Theridiidae). *American Midland Naturalist* **123**, 236–243.
- *GÓMEZ-ZURITA, J., HUNT, T. & VÖGLER, A. P. (2008). Multilocus ribosomal RNA phylogeny of the leaf beetles (Chrysomelidae). *Cladistics* **24**, 34–50.
- GONZAGA, M. O. & LEINER, N. O. (2013). Maternal care and infanticide by males in *Helvibis longicauda* (Araneae: Theridiidae). *Ethology* **119**, 20–28.
- *GRAZIA, J., SCHUH, R. T. & WHEELER, W. C. (2008). Phylogenetic relationships of family groups in Pentatomoida based on morphology and DNA sequences (Insecta: Heteroptera). *Cladistics* **24**, 1–45.
- GREEN, B. S. (2004). O₂ replenishment to fish nests: males adjust brood care to ambient conditions and brood development. *Behavioral Ecology* **16**, 389–397.
- *GUNDERMANN, J. L., HOREL, A. & ROLAND, C. (1997). Costs and benefits of maternal care in a subsocial spider, *Coelotes terrestris*. *Ethology* **103**, 915–925.
- HADFIELD, J. D. & NAKAGAWA, S. (2010). General quantitative genetic methods for comparative biology: phylogenies, taxonomies and multi-trait models for continuous and categorical characters. *Journal of Evolutionary Biology* **23**, 494–508.
- *HALFFTER, G., HUERTA, C. & LOPEZ-PORTILLO, J. (1996). Parental care and offspring survival in *Copris incertus* Say, a sub-social beetle. *Animal Behaviour* **52**, 133–139.
- *HALFFTER, G. & MATTHEWS, E. G. (1966). The natural history of dung beetles of the subfamily Scarabaeinae (Coleoptera, Scarabaeidae). *Folia Entomologica Mexicana* **12–14**, 1–312.
- HAWKINS, B. A., FIELD, R., CORNELL, H. V., CURRIE, D. J., GUEGAN, J. F., KAUFMAN, D. M., KERR, J. T., MITTELBAUGH, G. G., OBERDORFF, T., O'BRIEN, E. M., PORTER, E. E. & TURNER, J. (2003). Energy, water, and broad-scale geographic patterns of species richness. *Ecology* **84**, 3105–3117.
- HIGGINS, J., THOMPSON, S. G., DEEKS, J. J. & ALTMAN, D. G. (2003). Measuring inconsistency in meta-analyses. *British Medical Journal* **327**, 557–560.
- HIJMANS, R. J., CAMERON, S. E., PARRA, J. L., JONES, P. G. & JARVIS, A. (2005). Very high resolution interpolated climate surfaces for global land areas. *International Journal of Climatology* **25**, 1965–1978.
- *HONBO, Y. & NAKAMURA, K. (1985). Effectiveness of parental care in the bug *Elasmucha putoni* Scott (Hemiptera: Acanthosomatidae). *Japanese Journal of Applied Entomology and Zoology* **29**, 223–229.
- *HOREL, A. & GUNDERMANN, J. L. (1992). Egg sac guarding by the funnel-web spider *Coelotes terrestris*: function and development. *Behavioural Processes* **27**, 85–93.
- HINTON, H. E. (1981). Enemies of eggs. In *Biology of Insect Eggs*, pp. 211–239. Elsevier, Oxford.
- HUEY, R. B. & KINGSOLVER, J. G. (1989). Evolution of thermal sensitivity of ectotherm performance. *Trends in Ecology & Evolution* **4**, 131–135.
- *ISHIWATA, K., SASAKI, G., OGAWA, J., MIYATA, T. & SU, Z. (2010). Phylogenetic relationships among insect orders based on three nuclear protein coding gene sequences. *Molecular Phylogenetics and Evolution* **58**, 169–180.
- JETZ, W. & RUBENSTEIN, D. R. (2011). Environmental uncertainty and the global biogeography of cooperative breeding in birds. *Current Biology* **21**, 72–78.
- JETZ, W., SEKERIOGLU, C. H. & BOEHNING-GAESE, K. (2008). The worldwide variation in avian clutch size across species and space. *PLoS Biology* **6**, 2650–2657.
- KASPARI, M., O'DONNELL, S. & KERCHER, J. R. (2000). Energy, density, and constraints to species richness: ant assemblages along a productivity gradient. *American Naturalist* **155**, 280–293.
- *KLOSTERMEYER, E. C. (1942). The life history and habits of the ringlegged earwig, *Euborellia annulipes* (Lucas) (Order Dermaptera). *Journal of the Kansas Entomological Society* **15**, 13–18.
- KLUG, H., ALONZO, S. H. & BONSALL, M. B. (2012). Theoretical foundations of parental care. In *The Evolution of Parental Care* (eds N. J. ROYLE, P. T. SMITHE and M. KÖLLIKER), pp. 21–39. Oxford University Press, Oxford.
- KLUG, H. & BONSALL, M. B. (2014). What are the benefits of parental care? The importance of parental effects on developmental rate. *Ecology and Evolution* **4**, 2330–2351.
- KÖLLIKER, M. & VANCASSEL, M. (2007). Maternal attendance and the maintenance of family groups in common earwigs (*Foicula auricularia*): a field experiment. *Ecological Entomology* **32**, 24–27.
- KRUSE, P. D., TOFT, S. & SUNDERLAND, K. D. (2008). Temperature and prey capture: opposite relationships in two predator taxa. *Ecological Entomology* **33**, 305–312.
- *KUDO, S.-I. (1990). Brooding behavior in *Elasmucha putoni* (Heteroptera, Acanthosomatidae), and a possible nymphal alarm substance triggering guarding responses. *Applied Entomology and Zoology* **25**, 431–437.
- KUDO, S.-I. (1996). Ineffective maternal care of a subsocial bug against a nymphal parasitoid: a possible consequence of specialization to predators. *Ethology* **102**, 227–235.
- *KUDO, S.-I. (2002). Phenotypic selection and function of reproductive behavior in the subsocial bug *Elasmucha putoni* (Heteroptera: Acanthosomatidae). *Behavioral Ecology* **13**, 742–749.
- KUDO, S.-I. & ISHIBASHI, E. (1996). Maternal defence of a leaf beetle is not effective against parasitoids but is against pedestrian predators. *Ethology* **102**, 560–567.
- *KUDO, S.-I., ISHIBASHI, E. & MAKINO, S. (1995). Reproductive and subsocial behaviour in the ovoviparous leaf beetle *Goniocena sibirica* (Coleoptera: Chrysomelidae). *Ecological Entomology* **20**, 367–373.
- *KUDO, S.-I., MAETÖ, K. & OZAKI, K. (1992). Maternal care in the red-headed spruce web-spinning sawfly, *Cephalcia ishiki* (Hymenoptera: Pamphiliidae). *Journal of Insect Behavior* **5**, 783–795.
- *KUDO, S.-I. & NAKAHIRA, T. (1993). Brooding behavior in the bug *Elasmucha signoreti* (Heteroptera: Acanthosomatidae). *Psyche* **100**, 121–126.
- *KUDO, S.-I., SATÖ, M. & ÔHARA, M. (1989). Prolonged maternal care in *Elasmucha dorsalis* (Heteroptera: Acanthosomatidae). *Journal of Ethology* **7**, 75–81.
- *LAJEUNESSE, M. J. (2013). Power statistics for meta-analysis: test for mean effects and homogeneity. In *Handbook of Meta-Analysis in Ecology and Evolution* (eds J. KORICHEVA, J. GUREVITCH and K. MENGENSEN), pp. 348–363. Princeton University Press, Princeton.
- LAMB, R. J. (1976). Parental behavior in the Dermaptera with special reference to *Foicula auricularia* (Dermaptera: Forficulidae). *Canadian Entomologist* **108**, 609–619.
- *LI, D., JACKSON, R. R. & BARRION, A. T. (1999). Parental and predatory behaviour of *Scytodes* sp., an araneophagous spitting spider (Araneae: Scytodidae) from the Philippines. *Journal of Zoology* **247**, 293–310.
- LIPSEY, M. W. & WILSON, D. B. (2001). *Practical Meta-Analysis*. Sage Publications Inc, Thousand Oaks.
- *MACHADO, G. & OLIVEIRA, P. S. (1998). Reproductive biology of the neotropical harvestman *Goniosoma longipes* (Arachnida, Opiliones: Gonyleptidae): mating and oviposition behaviour, brood mortality, and parental care. *Journal of Zoology* **246**, 359–367.
- *MACHADO, G. & OLIVEIRA, P. S. (2002). Maternal care in the Neotropical harvestman *Bourguinia albiornata* (Arachnida: Opiliones): oviposition site selection and egg protection. *Behaviour* **139**, 1509–1524.
- MACHADO, G. & RAIMUNDO, R. L. G. (2001). Parental investment and the evolution of subsocial behaviour in harvestmen (Arachnida: Opiliones). *Ethology Ecology and Evolution* **13**, 133–150.
- MACHADO, G., REQUENA, G. S., BUZZATTO, B. A., OSSES, F. & ROSSETTO, L. M. (2004). Five new cases of paternal care in harvestmen (Arachnida: Opiliones): implications for the evolution of male guarding in the neotropical family Gonyleptidae. *Sociobiology* **44**, 577–598.
- MACÍAS-ORDÓÑEZ, R., MACEDO, R. H. & MACHADO, G. (2013). Macroecology of sexual selection: large-scale influence of climate on sexually selected traits. In *Sexual Selection: Perspectives and Models from the Neotropics* (eds R. H. MACEDO and G. MACHADO), pp. 1–32. Academic Press, Amsterdam.
- MARTIN, T. E. (2015). Age-related mortality explains life history strategies of tropical and temperate songbirds. *Science* **349**, 966–970.
- *MASCHWITZ, U. & GUTMANN, C. (1979). Trail and alarm pheromones in *Elasmucha grisea* (Heteroptera, Acanthosomatidae). *Insectes Sociaux* **26**, 101–111.
- *MELBER, A., HOLSCHER, L. & SCHMIDT, G. H. (1980). Further studies on the social behavior and its ecological significance in *Elasmucha grisea* L. (Hemiptera, Heteroptera: Acanthosomatidae). *Zoologischer Anzeiger* **205**, 27–38.
- *MELBER, A. & SCHMIDT, G. H. (1975a). Ecological effect of social behavior in two *Elasmucha* species (Heteroptera: Insecta). *Oecologia* **18**, 121–128.
- *MELBER, A. & SCHMIDT, G. H. (1975b). Sozialverhalten zweier *Elasmucha* Arten (Heteroptera: Insecta). *Ethology* **39**, 403–414.
- MILLER, J. S., RUDOLPH, L. & ZINK, A. G. (2011). Maternal nest defense reduces egg cannibalism by conspecific females in the maritime earwig *Anisolabis maritima*. *Behavioral Ecology and Sociobiology* **65**, 1873–1879.
- *MILLER, J. S. & ZINK, A. G. (2012). Parental care trade-offs and the role of filial cannibalism in the maritime earwig, *Anisolabis maritima*. *Animal Behaviour* **83**, 1387–1394.
- MOHAGHEGH, J., DE CLERCQ, P. & TIRRY, L. (2001). Functional response of the predators *Podisus maculiventris* (Say) and *Podisus nigrispinus* (Dallas) (Het., Pentatomidae) to the beet armyworm, *Spodoptera exigua* (Hubner) (Lep., Noctuidae): effect of temperature. *Journal of Applied Entomology* **125**, 131–134.
- MONKKONEN, M., FORSMAN, J. T. & BOKMA, F. (2006). Energy availability, abundance, energy-use and species richness in forest bird communities: a test of the species-energy theory. *Global Ecology and Biogeography* **15**, 290–302.
- *MORA, G. (1990). Parental care in a neotropical harvestman, *Zygopachylus albomarginis* (Arachnida: Gonyleptidae). *Animal Behaviour* **39**, 582–593.
- MORI, K., SAITO, Y. & SAKAGAMI, T. (1999). Effects of the nest web and female attendance on survival of young in the subsocial spider mite *Schizotetranychus longus* (Acari: Tetranychidae). *Experimental and Applied Acarology* **23**, 411–418.
- MOYA-LARAÑO, J. (2010). Can temperature and water availability contribute to the maintenance of latitudinal diversity by increasing the rate of biotic interactions? *Open Ecology Journal* **3**, 1–13.
- MU, Q., ZHAO, M. & RUNNING, S. W. (2011). Improvements to a MODIS global terrestrial evapotranspiration algorithm. *Remote Sensing of Environment* **115**, 1781–1800.
- MUNGUÍA-STEYER, R., FAVILA, M. E. & MACÍAS-ORDÓÑEZ, R. (2008). Brood pumping modulation and the benefits of paternal care in *Abedus breviceps* (Hemiptera: Belostomatidae). *Ethology* **114**, 693–700.

- MUNGUÍA-STEYER, R. & MACÍAS-ORDÓÑEZ, R. (2007). Is it risky to be a father? Survival assessment depending on sex and parental status in the water bug *Abedus breviceps* using multistate modelling. *Canadian Journal of Zoology* **85**, 49–55.
- *NAFUS, D. M. & SCHREINER, I. H. (1988). Parental care in a tropical nymphalid butterfly *Hypolimnas anomala*. *Animal Behaviour* **36**, 1425–1431.
- NAKAGAWA, S. & CUTHILL, I. C. (2007). Effect size, confidence interval and statistical significance: a practical guide for biologists. *Biological Reviews* **82**, 591–605.
- NAKAGAWA, S. & SANTOS, E. S. A. (2012). Methodological issues and advances in biological meta-analysis. *Evolutionary Ecology* **26**, 1253–1274.
- *NAKAHARA, T. & KUDO, S.-I. (2008). Maternal care in the burrower bug *Adomerus triguttulus*: defensive behavior. *Journal of Insect Behavior* **21**, 306–316.
- *NEISWANDER, C. R. (1944). *The Ring-Legged Earwig*, Euborellia annulipes (Lucas). Ohio Agricultural Experiment Station, Wooster.
- *OLMSTEAD, K. L. & WOOD, T. K. (1990). The effect of clutch size and ant attendance on egg guarding by *Entylia bactriana* (Homoptera: Membracidae). *Psyche* **97**, 111–120.
- PEEL, M. C., FINLAYSON, B. L. & MCMAHON, T. A. (2007). Updated world map of the Koppen-Geiger climate classification. *Hydrology and Earth System Sciences* **11**, 1633–1644.
- PIKE, D. A., CLARK, R. W., MANICA, A., TSENG, H.-Y., HSU, J.-Y. & HUANG, W.-S. (2016). Surf and turf: predation by egg-eating snakes has led to the evolution of parental care in a terrestrial lizard. *Scientific Reports* **6**, 22207.
- POO, S. & BICKFORD, D. P. (2013). The adaptive significance of egg attendance in a south-east Asian tree frog. *Ethology* **119**, 671–679.
- *PUKOWSKI, E. (1933). Ökologische untersuchungen an *Necrophorus* F. *Zeitschrift für Morphologie und Ökologie der Tiere* **27**, 518–586.
- PUNZO, F. (1998). The effects of maternal nest guarding behaviour by *Eremobates marathoni* Muma & Brookhart on the survivorship of offspring (Solifugae, Eremobatidae). *Bulletin of the British Arachnology Society* **11**, 54–56.
- *RALSTON, J. S. (1977). Egg guarding by male assassin bugs of the genus *Zelus* (Hemiptera: Reduviidae). *Psyche* **84**, 103–107.
- *RAMÍREZ, M. J. (2014). The morphology and phylogeny of dionychan spiders (Araneae: Araneomorphae). *Bulletin of the American Museum of Natural History* **390**, 1–374.
- R Core Team (2014). *R: A Language and Environment for Statistical Computing*. R Foundation for Statistical Computing, Vienna. Available at <http://www.R-project.org/> Accessed 30.03.2016.
- *REGIER, J. C., SHULTZ, J. W. & KAMBIC, R. E. (2005). Pancrustacean phylogeny: hexapods are terrestrial crustaceans and maxillopods are not monophyletic. *Proceedings of the Royal Society of London Series B* **272**, 395–401.
- *REQUENA, G. S. (2007). *Babás ou guarda-costas: a formiga Pheidole minutula (Myrmicinae) protege os filhotes ou as fêmeas da aranha Faiditus subflavus (Theridiidae)?* Field course "Ecologia da Floresta Amazônica". PDBFF-INPA, Manaus. Available at http://pdbff.inpa.gov.br/cursos/efa/livro/2007/pdf/km41/final_gustavo.pdf Accessed 30.03.2016.
- REQUENA, G. S., BUZZATTO, B. A., MARTINS, E. G. & MACHADO, G. (2012). Paternal care decreases foraging activity and body condition, but does not impose survival costs to caring males in a neotropical arachnid. *PLoS ONE* **7**, e46701.
- REQUENA, G. S., BUZZATTO, B. A., MUNGUÍA-STEYER, R. & MACHADO, G. (2009). Efficiency of uniparental male and female care against egg predators in two closely related syntopic harvestmen. *Animal Behaviour* **78**, 1169–1176.
- REQUENA, G. S. & MACHADO, G. (2014). Lack of costs associated with nest-related behaviors in an arachnid with exclusive paternal care. *Oikos* **124**, 372–380.
- REQUENA, G. S., MUNGUÍA-STEYER, R. & MACHADO, G. (2013). Paternal care and sexual selection in arthropods. In *Sexual Selection: Perspectives and Models from the Neotropics* (eds R. H. MACEDO and G. MACHADO), pp. 201–234. Academic Press, Amsterdam.
- *REVELLE, W. (2016). *psych: Procedures for Personality and Psychological Research*. Northwestern University, Evanston. Available at <http://CRAN.R-project.org/package=psych> Accessed 30.03.2016.
- RICKLEFS, R. E. (2000). Lack, Skutch, and Moreau: the early development of life-history thinking. *The Condor* **102**, 3–8.
- *ROSSI, L. M., ALVARENGA, T. M. & VASCONCELLOS-NETO, J. (2013). Cuidado maternal em *Paraselenis flava* (Coleoptera, Chrysomelidae, Cassinidae). In *XXXI Encontro Anual de Etologia*. São Paulo.
- ROYLE, N. J., SMISETH, P. T. & KÖLLIKER, M. (2012). *The Evolution of Parental Care*. Oxford University Press, Oxford.
- *RUTTAN, L. M. (1990). Experimental manipulations of dispersal in the subsocial spider, *Theridion pictum*. *Behavioral Ecology and Sociobiology* **27**, 169–173.
- *SANTOS, A. V. & ALBUQUERQUE, G. S. (2001). Eficiência do cuidado maternal de *Antiteuchus sepulchralis* (Fabricius) (Hemiptera: Pentatomidae) contra inimigos naturais do estágio de ovo. *Neotropical Entomology* **30**, 641–646.
- *SATOU, A., NISIMURA, T. & NUMATA, H. (2009). Cost and necessity of parental care in the burying beetle *Necrophorus quadripunctatus*. *Zoological Science* **18**, 975–979.
- SCHEMSKE, D. W., MITTELBACH, G. G., CORNELL, H. V., SOBEL, J. M. & ROY, K. (2009). Is there a latitudinal gradient in the importance of biotic interactions? *Annual Review of Ecology, Evolution, and Systematics* **40**, 245–269.
- SCHIELZETH, H. (2010). Simple means to improve the interpretability of regression coefficients. *Methods in Ecology and Evolution* **1**, 103–113.
- *SCHUH, R. T., WEIRAUCH, C. & WHEELER, W. C. (2009). Phylogenetic relationships within the Cimicomorpha (Hemiptera: Heteroptera): a total-evidence analysis. *Systematic Entomology* **34**, 15–48.
- *SHARMA, P. P. & GIRIBET, G. (2011). The evolutionary and biogeographic history of the armoured harvestmen – Laniatores phylogeny based on ten molecular markers, with the description of two new families of Opiliones (Arachnida). *Invertebrate Systematics* **25**, 106–142.
- *SHULTZ, J. W. (2007). A phylogenetic analysis of the arachnid orders based on morphological characters. *Zoological Journal of the Linnean Society* **150**, 221–265.
- SMISETH, P. T., KÖLLIKER, M. & ROYLE, N. J. (2012). What is parental care? In *The Evolution of Parental Care* (eds N. J. ROYLE, P. T. SMISETH and M. KÖLLIKER), pp. 1–17. Oxford University Press, Oxford.
- SMITH, R. L. (1997). Evolution of paternal care in the giant water bugs (Heteroptera: Belostomatidae). In *The Evolution of Social Behavior in Insects and Arachnids* (eds J. C. CHOE and B. J. CRESPI), pp. 116–149. Cambridge University Press, Cambridge.
- *SOERENSEN, S. L. (2007). Brood care in *Theridion impressum* (Theridiidae): benefits of eggsac guarding and other aspects. Behavioural Ecology Field Course, Mols Laboratories. Available at http://www.uni-hamburg.de/biologic/BioZ/zis/vb/Reports_Summary.pdf Accessed 30.03.2016.
- *STEGMANN, U. E. & LINSSEMAIR, K. (2002). Assessing the semelparity hypothesis: egg-guarding and fecundity in the Malaysian treehopper *Pyrgauchenia tristaniopsis*. *Ethology* **108**, 857–869.
- *SUZUKI, S. (2001). Suppression of fungal development on carcasses by the burying beetle *Necrophorus quadripunctatus* (Coleoptera: Silphidae). *Entomological Science* **4**, 403–405.
- TALLAMY, D. W. (1999). Child care among the insects. *Scientific American* **280**, 72–77.
- TALLAMY, D. W. & DENNO, R. F. (1981). Maternal care in *Gargaphia solani* (Hemiptera: Tingidae). *Animal Behaviour* **29**, 771–778.
- *TAYLOR, P. W. (1997). Flexible oviposition timing in *Trite planiceps* Simon, a New Zealand jumping spider (Araneae, Salticidae). *Revue Arachnologique* **12**, 61–63.
- *THIEL, M. (1999). Extended parental care in marine amphipods II. Maternal protection of juveniles from predation. *Journal of Experimental Marine Biology and Ecology* **234**, 235–253.
- *THIELE, H. U. (1977). *Carabid Beetles in their Environments: A Study on Habitat Selection by Adaptations in Physiology and Behaviour*. Springer-Verlag, New York.
- *TOYAMA, M. (1999). Adaptive advantages of maternal care and matrophagy in a foliage spider, *Chiracanthium japonicum* (Araneae: Clubionidae). *Journal of Ethology* **17**, 33–39.
- TRIVERS, R. L. (1972). Parental investment and sexual selection. In *Sexual Selection and the Descent of Man* (ed. B. CAMPBELL), pp. 136–179. Aldine Press, Chicago.
- *TRUMBO, S. T. (1991). Reproductive benefits and the duration of paternal care in a biparental burying beetle, *Necrophorus orbicollis*. *Behaviour* **117**, 82–105.
- TRUMBO, S. T. (2012). Patterns of parental care in invertebrates. In *The Evolution of Parental Care* (eds N. J. ROYLE, P. T. SMISETH and M. KÖLLIKER), pp. 81–100. Oxford University Press, Oxford.
- *TSAI, J. F., KUDO, S.-I. & YOSHIZAWA, K. (2015). Maternal care in Acanthosomatinae (Insecta: Heteroptera: Acanthosomatidae) – correlated evolution with morphological change. *BMC Evolutionary Biology* **15**, 258.
- *TSUKAMOTO, L. & TOJO, S. (1992). A report of progressive provisioning in a stink bug, *Parastrachia japonensis* (Hemiptera: Cydnidae). *Journal of Ethology* **10**, 21–29.
- *TYNDALE-BISCOE, M. (1984). Adaptive significance of brood care of *Copris diversus* Waterhouse (Coleoptera: Scarabaeidae). *Bulletin of Entomological Research* **74**, 453–461.
- VIECHTBAUER, W. (2010). Conducting meta-analyses in R with the metafor package. *Journal of Statistical Software* **36**, 1–48.
- VIEIRA, C. & ROMERO, G. Q. (2008). Maternal care in a neotropical jumping spider (Salticidae). *Journal of Zoology* **276**, 237–241.
- *WEST, M. J. & ALEXANDER, R. D. (1963). Sub-social behavior in a burrowing cricket *Anurogryllus muticus* (De Geer) Orthoptera: Gryllidae. *Ohio Journal of Science* **63**, 19–24.
- *WEYRAUCH, W. K. (1929). Experimentelle analyse der Brutpflege des Ohrwurmes *Foficula aricularia* L. *Biologisches Zentralblatt* **49**, 543–558.
- *WILLIAMS, L., COSCARÓN, M. C., DELLAPÉ, P. M. & ROANE, T. M. (2005). The shield-backed bug, *Pachycoris stali*: description of immature stages, effect of maternal care on nymphs, and notes on life history. *Journal of Insect Science* **5**, 29.
- WILLMER, P., STONE, G. & JOHNSTON, I. (2005). *Environmental Physiology of Animals*. Blackwell Publishing, Malden.
- WILSON, E. O. (1975). *Sociobiology*. Harvard University Press, Cambridge.
- *WINDSOR, D. M. (1987). Natural history of a subsocial tortoise beetle, *Acomis sparsa* Boheman (Chrysomelidae: Cassidinae) in Panama. *Psyche* **94**, 127–150.
- *WOOD, T. K. (1976a). Alarm behavior of brooding female *Umbonia crassicornis* (Homoptera: Membracidae). *Annals of the Entomological Society of America* **69**, 340–344.
- *WOOD, T. K. (1976b). Biology and presocial behavior of *Platycotis vittata* (Homoptera: Membracidae). *Annals of the Entomological Society of America* **69**, 807–811.

- WONG, J. W. Y., MEUNIER, J. & KÖLLIKER, M. (2013). The evolution of parental care in insects: the roles of ecology, life history and the social environment. *Ecological Entomology* **38**, 123–137.
- *WYATT, T. D. (1986). How a subsocial intertidal beetle, *Bledius spectabilis*, prevents flooding and anoxia in its burrow. *Behavioral Ecology and Sociobiology* **19**, 323–331.
- *ZANATTA, M. F. (2013). *História natural, seleção de folhas e locais para nidificação e efeito do cuidado materno em Aysha piassaguera Brescovit, 1992 (Araneae: Anyphaenidae) na Serra do Japi, Jundiá-SP, Brasil*. Master Thesis: Universidade Estadual de Campinas, São Paulo.
- ZINK, A. G. (2003). Intraspecific brood parasitism as a conditional reproductive tactic in the treehopper *Publilia concava*. *Behavioral Ecology and Sociobiology* **54**, 406–415.

VIII. SUPPORTING INFORMATION

Additional supporting information may be found in the online version of this article.

Appendix S1. Supplemental methods.

Dataset S1. Raw data file: effect sizes included in the meta-analyses.

(Received 3 May 2016; revised 12 September 2016; accepted 14 September 2016)